



### District Report Card: 2017


<b>State:</b> Mizoram	<b>District:</b> Saiha
<b>Class:</b> 8	<b>Subject:</b> Language
<b>Schools:</b> 41	<b>Students:</b> 449


### Participation/Coverage


#### Students

 GENDER	Boys		Girls	
	Number	%	Number	%
	208	46.33	241	53.67

 AREA	Rural		Urban	
	Number	%	Number	%
	296	65.92	153	34.08

 CATEGORY	SC		ST		OBC		GEN	
	Number	%	Number	%	Number	%	Number	%
	1	0.22	448	99.78	0	0.00	0	0.00

 CWSN	LD	VI	HI	S&LD	ID	Oth
	1	1	0	0	1	0

 Management	Government		Government-aided	
	Number	%	Number	%
	395	87.97	54	12.03

### Average Performance of Students in Language (%)

Overall	Gender		Area		Management		Social Group			
	Male	Female	Rural	Urban	Govt.	Aided	SC	ST	OBC	GEN
41.57	39.46	43.40	40.47	43.70	41.38	42.96	20.00	41.62	0.00	0.00

### Performance on Learning Outcomes (LOs)

Learning Outcomes	Description	Average Performance(%)
L813	Read textual/non-textual materials with comprehension and identifies the details, characters, main idea and sequence of ideas and events while reading	41.57

Range of Performance of Students who Answered Correctly							
Below 30%		30% - 50%		50% - 75%		Above 75%	
Number	%	Number	%	Number	%	Number	%
131	29.18	178	39.64	122	27.17	18	4.01

### Lowest Performing Learning Outcomes (LOs)

1 - Read textual/non-textual materials with comprehension and identifies the details, characters, main idea and sequence of ideas and events while reading (41.57)